



中國銀行

卢森堡

BANK OF CHINA

LUXEMBOURG

MiFID II Ex-ante costs and charges templates
MiFID II业务交易成本计算模板

Ex-ante costs and charges: EUR Shares

交易成本：欧洲股票

Investment assumptions:

投资假设

Buying european shares (on Euronext Paris) and selling them after 5 years. These shares don't pay dividends
The average amount invested over the entire period in EUR: 20000

购买欧洲股票（巴黎泛欧交易所），5年后卖出。该股票不分红。整个期间投入的平均金额 20000 欧元

The list of fees for this investment:

这项投资的费用清单

- Transaction fee (buy/sell): 交易费（买/卖）	0.80% min 30 EUR
- External brokerage fee (buy/sell): 外部经纪费（买/卖）	0.085%
- Custody fee % p.a. : 托管费（年化）	0.30% min 24 EUR

The summary of costs and associated charges related to this investment over a 5 year holding period is represented below

5年持有期间与此投资相关的成本和费用摘要如下

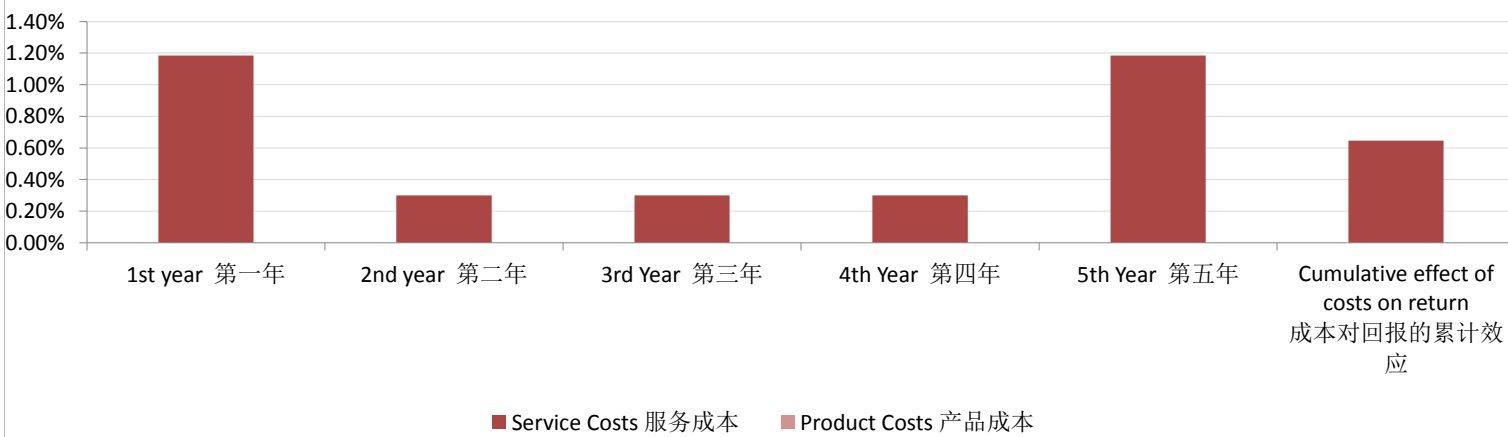
Cost Type 成本类型	Rate 比率	EUR 欧元
Costs and associated charges for the investment service(s) 投资的服务成本和相关费用	3.27%	654.00
Costs and associated charges related to the financial instrument 与金融产品有关的成本和费用	0.00%	0.00
Third party payments received 第三方付费	0.00%	0.00
Total Costs and Charges 成本和费用总计	3.27%	654.00

The effect of costs and charges on the return per each year

成本和费用对每年回报率的影响

1st year 第一年		2nd year 第二年		3rd Year 第三年		4th Year 第四年		5th Year 第五年		Cumulative effect of costs on return 成本对回报的累计效应	
%	EUR	%	EUR	%	EUR	%	EUR	%	EUR	% p.a	EUR
1.19%	237	0.30%	60	0.30%	60	0.30%	60	1.19%	237	0.65%	654.00

Illustration of costs and charges per each year



In this scenario the total costs and charges will offset the return on average by 0.65% per year.

在此情况下，总成本和费用将会冲抵0.65%的平均年化回报。

This is only an illustration of a transaction and is a non-exhaustive representation of the possible scenarios on the financial instruments present in the investment portfolio. Depending on the investor's tax residency status, financial instruments may be subject to additional income taxes, for more details a qualified tax advice may be needed.

In case of any discrepancy between the English version and the Chinese version, the English version shall prevail.

这只是交易的一个例子，对于投资组合中存在的金融产品的可能情景并非详尽无遗。根据投资者的税务居住地，金融产品可能收取额外的所得税，要了解更多细节，您可能需要专业的税务建议。

如中英文对照有疑义，请以英文版本为准。

Ex-ante costs and charges: HKD Shares

交易成本：香港股票

Investment assumptions:

投资假设

Buying shares on Honk Kong Stock Exchange(HKSE) and selling them after 5 years.These shares don't pay dividends. The average amount invested over the entire period in HKD: 200000

购买香港股票（香港联合交易所），5年后卖出。该股票不分红。整个期间投入的平均金额 200000 港币

The list of fees for this investment:

这项投资的费用清单

- Transaction fee (buy/sell): 交易费（买/卖）	0.80% min 300 HKD
- HKSE Stamp Duty (buy/sell): 香港印花税（买/卖）	0.100%
- HKSE Trading fee (buy/sell): 香港交易及结算所交易费（买/卖）	0.005%
- HKSE Transaction Levy (buy/sell): 交易征费（买/卖）	0.0029%
- Custody fee % p.a. : 托管费（年化）	0.30% min 180 HKD

The summary of costs and associated charges related to this investment over a 5 year holding period is represented below

5年持有期间与此投资相关的成本和费用摘要如下

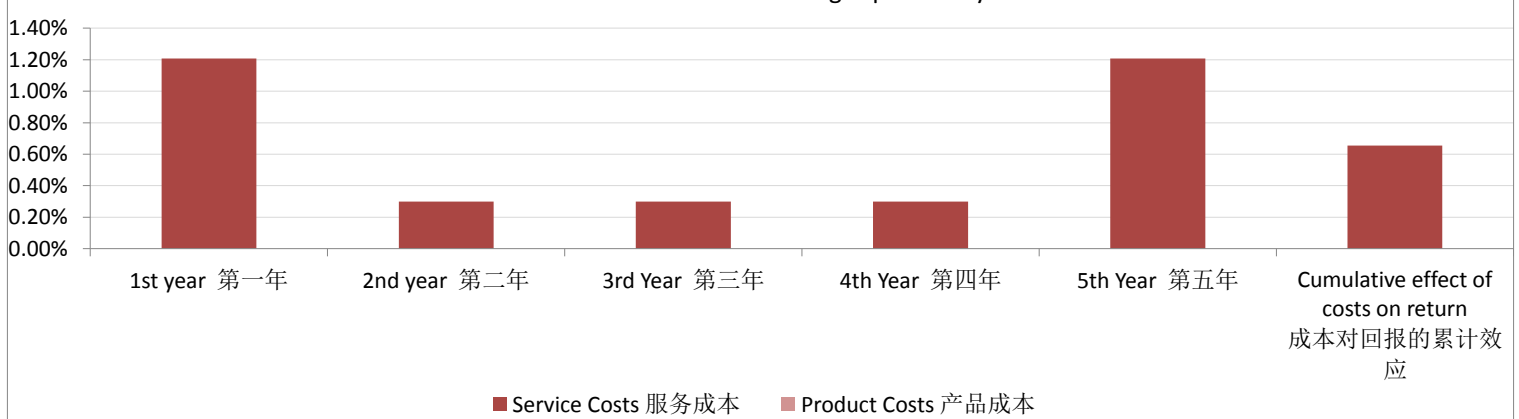
Cost Type 成本类型	Rate 比率	HKD 港币
Costs and associated charges for the investment service(s) 投资的服务成本和相关费用	3.32%	6631.40
Costs and associated charges related to the financial instrument 与金融产品有关的成本和费用	0.00%	0.00
Third party payments received 第三方付费	0.00%	0.00
Total Costs and Charges 成本和费用总计	3.32%	6631.40

The effect of costs and charges on the return per each year

成本和费用对每年回报率的影响

1st year 第一年		2nd year 第二年		3rd Year 第三年		4th Year 第四年		5th Year 第五年		Cumulative effect of costs on return 成本对回报的累计效应	
%	HKD	%	HKD	%	HKD	%	HKD	%	HKD	% p.a	HKD
1.21%	2415.70	0.30%	600.00	0.30%	600.00	0.30%	600.00	1.21%	2415.70	0.65%	6631.40

Illustration of costs and charges per each year



In this scenario the total costs and charges will offset the return on average by 0.65% per year.

在此情况下，总成本和费用将会冲抵0.65%的平均年化回报。

This is only an illustration of a transaction and is a non-exhaustive representation of the possible scenarios on the financial instruments present in the investment portfolio. Depending on the investor's tax residency status, financial instruments may be subject to additional income taxes, for more details a qualified tax advice may be needed.

In case of any discrepancy between the English version and the Chinese version, the English version shall prevail.

这只是交易的一个例子，对于投资组合中存在的金融产品的可能情景并非详尽无遗。根据投资者的税务居住地，金融产品可能收取额外的所得税，要了解更多细节，您可能需要专业的税务建议。

如中英文对照有疑义，请以英文版本为准。

Ex-ante costs and charges: USD Shares

交易成本：美国股票

Investment assumptions:

投资假设

Buying US shares (on NASDAQ) and selling them after 5 years. These shares don't pay dividends

The average amount invested over the entire period in USD: 25000

购买美国股票（在纳斯达克）并在5年后卖出。该股票不分红。整个期间投入的平均金额 25000 美元

The list of fees for this investment:

这项投资的费用清单

- Transaction fee (buy/sell):	0.80% min 30 USD
交易费（买/卖）	
- SEC Fee (sell):	0.0005%
SEC费用（卖）	
- Custody fee % p.a. :	0.30% min 24 USD
托管费（年化）	
- Stamp duty (buy/sell)	0.10%
印花税（买/卖）	

The summary of costs and charges related to this investment over a 5 year holding period is represented below

5年持有期间与此投资相关的成本和费用摘要如下

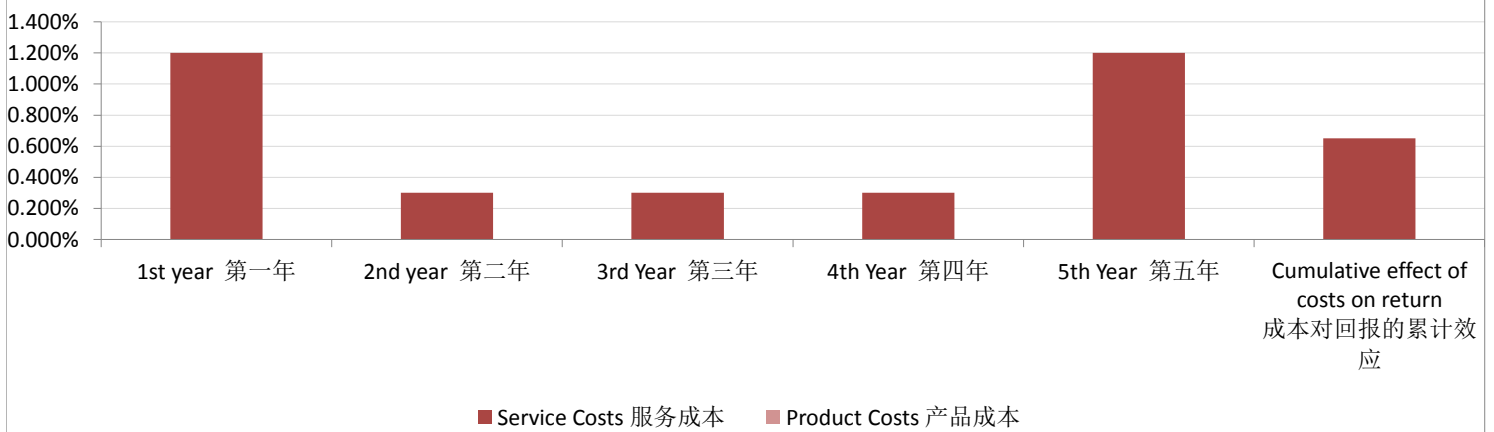
Cost Type 成本类型	Rate 比率	USD 美元
Costs and associated charges for the investment service(s) 投资的服务成本和相关费用	3.30%	825.13
Costs and associated charges related to the financial 与金融产品有关的成本和费用	0.00%	0.00
Third party payments received 第三方付费	0.00%	0.00
Total Costs and Charges 成本和费用总计	3.30%	825.13

The effect of costs and charges on the return per each year

成本和费用对每年回报率的影响

1st year 第一年		2nd year 第二年		3rd Year 第三年		4th Year 第四年		5th Year 第五年		Cumulative effect of costs on return 成本对回报的累计效应	
%	USD	%	USD	%	USD	%	USD	%	USD	% p.a	USD
1.20%	300.00	0.30%	75.00	0.30%	75.00	0.30%	75.00	1.20%	300.13	0.65%	825.13

Illustration of costs and charges per each year



In this scenario the total costs and charges will offset the return on average by 0.65% per year.

在此情况下，总成本和费用将会冲抵0.65%的平均年化回报。

This is only an illustration of a transaction and is a non-exhaustive representation of the possible scenarios on the financial instruments present in the investment portfolio. Depending on the investor's tax residency status, financial instruments may be subject to additional income taxes, for more details a qualified tax advice may be needed.

In case of any discrepancy between the English version and the Chinese version, the English version shall prevail.

这只是交易的一个例子，对于投资组合中存在的金融产品的可能情景并非详尽无遗。根据投资者的税务居住地，金融产品可能收取额外的所得税，要了解更多细节，您可能需要专业的税务建议。

如中英文对照有疑义，请以英文版本为准。

Ex-ante costs and charges. Version : February 2024